

## Investment Description

The Fund adopts a multi-managed approach to investing and blends different skilled and experienced active equity managers and strategies (with some passive and risk-premium strategies).

This is a global-only ZAR denominated portfolio and invests in equities (all industries and sectors, and all capitalisations sizes) listed in global equity markets. The Fund aims to deliver investors with high capital growth over the long-term. The Fund's objective is to outperform its global equity benchmark over the long-term.

## Suitable Investors

- Who wish to diversify single manager risk
- Who are looking to add exposure to global equity markets
- Who understand that the high exposure to growth assets and foreign currency exposure comes with higher volatility
- Who understand that the Fund may underperform the market significantly in the short term in pursuit of long-term gains
- Who typically have an investment horizon of at least seven years

## Risk Rating



■ Defensive assets ■ Growth assets

Please refer to the "Information to consider before investing" section on page 2 for further risk information.


## Annualised Performance (%)

	1 Year	3 Years	5 Years	10 Years
Class A	1.49	8.24	12.08	11.86
Class B1	2.20	8.77	12.62	12.43
Benchmark	3.84	10.13	14.29	14.38
Sector Average	-0.11	7.12	11.90	12.07

## Underlying Fund Managers

AB  
 Arrowstreet Capital  
 Hosking Partners  
 Sanders Capital  
 Sands Capital Management  
 Veritas Asset Management

## Physical See Through Asset Allocation %



Allocations less than 1% will not be shown.

## Income Distribution

	Declared in last 12 months	Declared during 2018
Class A	0.00 cpu	0.00 cpu
Class B1	0.00 cpu	0.00 cpu

## Portfolio Facts

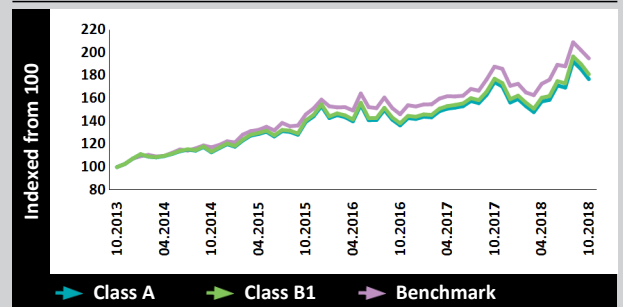
**Portfolio Manager(s)** Renate Potgieter and Kent Grobbelaar  
**Portfolio Size (NAV)** R 1033 million  
**Sector** Global Equity General  
**Income Distribution** Fund feeds into roll-up fund, which does not distribute income.  
**Income Declaration** N/A  
**Benchmark** MSCI AC World Index IMI 95%; STeFI Composite Index 5%

**Class A**  
**Launch Date** 08 Sep 2000  
**Minimum Investment**  
 Lump Sum R5,000  
 Debit Order Per Month R500  
**ISIN No.** ZAE000025821  
**JSE Code** LIMA

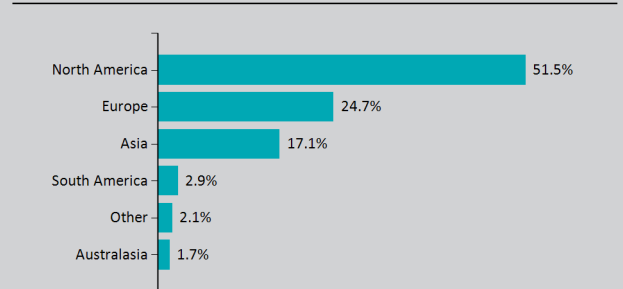
	Class A		Class B1	
	1 Year	3 Year	1 Year	3 Year
Advisor Fee <sup>1</sup>	0.50	0.50	0.00	0.00
Management Fee	0.40	0.40	0.65	0.65
Underlying Fund Fees	0.80	0.80	0.80	0.80
Underlying Performance Fees	0.00	0.00	0.00	0.00
Other <sup>2</sup>	0.04	0.07	-0.22	-0.09
VAT	0.26	0.26	0.19	0.20
<b>Total Expense Ratio (TER)<sup>3</sup></b>	<b>2.00</b>	<b>2.03</b>	<b>1.42</b>	<b>1.56</b>
<b>Transactional Costs (inc. VAT)<sup>4</sup></b>	<b>0.00</b>	<b>0.00</b>	<b>0.00</b>	<b>0.00</b>
<b>Total Investment Charges</b>	<b>2.00</b>	<b>2.03</b>	<b>1.42</b>	<b>1.56</b>

- <sup>1</sup> The A Class includes an ongoing adviser fee, which will be charged in addition to a maximum 3% upfront fee
- <sup>2</sup> Other includes: bank charges, custody fees, sundry income, audit & trustee fees
- <sup>3</sup> The TER is a measure of the actual expenses incurred by the Fund over a 1 and 3-year period (annualised) ending 30 June 2018
- <sup>4</sup> Transaction Costs include: brokerage, Securities Transfer Tax [STT], STRATE, Levies and VAT.

## Cumulative Returns - Last 5 Years



## Geographic allocation



## FUND INFORMATION TO BE CONSIDERED BEFORE INVESTING

The STANLIB Multi-Manager Global Equity Feeder Fund should be considered a medium to long term investment. The Fund invests in a single portfolio of a collective investment scheme, which levies its own charges and which could result in a higher fee structure for the Fund. The value of units (participatory interests) may go down as well as up and past performance is not necessarily a guide to future performance. The Fund only invests in foreign securities, and fluctuations or movements in exchange rates may therefore cause the value of underlying investments to go up or down. The Fund is also exposed to macroeconomic, political, tax, settlement and illiquidity risks that may be different to similar investments in the South African market. The Fund is traded at ruling prices using forward pricing, and can engage in borrowing of up to 10% of the market value of the portfolio to bridge insufficient liquidity as a result of the redemption of units, and may engage in scrip lending. A schedule of fees, charges and maximum commissions is available upon request from STANLIB Collective Investments (RF) Pty Limited (the Manco). Commission and incentives may be paid and if so, would be included in the overall costs of the Fund. Liberty is a full member of the Association for Savings and Investments South Africa (ASISA). The Manco is a member of the Liberty Group of Companies.

**TRUSTEES** Standard Chartered Bank, 4 Sandown Valley Crescent, Sandton, 2196

**Contact Details - STANLIB COLLECTIVE INVESTMENTS (RF) PTY LIMITED** Reg. No. 1969/003468/07 17 Melrose Boulevard, Melrose Arch, 2196, PO Box 203, Melrose Arch, 2076  
 T 0860 123 003 W stanlib.com and/or stanlibmultimanager.com

**COMPLIANCE NO:** ZB3701

**Published on:** 27 November 2018