

As at 31.10.2018

Investment Description

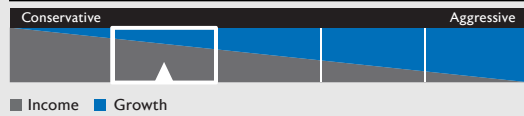
This is a global-only portfolio and invests in fixed income markets across a range of durations, credit ratings, countries and currencies as well as sectors. The Fund provides investors with access to opportunities in global bond markets.

The Fund's objective is to outperform the global bond benchmark, the Bloomberg Barclays Multiverse Total Return Index.

Suitable Investors

- Diversified fixed income exposure, including government bonds, corporates bonds, inflation linked bonds, high yield as well as various currencies
- Who understand that the exposure to riskier assets within the fixed income universe as well as the foreign currency exposure comes with higher volatility
- Who understand that the Fund may underperform the market significantly in the short term in pursuit of long-term gains
- Who typically have an investment horizon of at least three to five years

Risk Rating



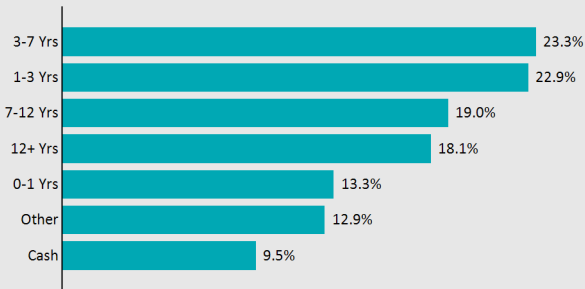
Annualised Performance (%)

	1 Year	3 Years	5 Years	10 Years
Class A	-3.41	1.06	-0.36	3.38
Benchmark	-2.05	1.83	0.51	3.32
Sector Average	-2.78	0.87	-0.20	3.50

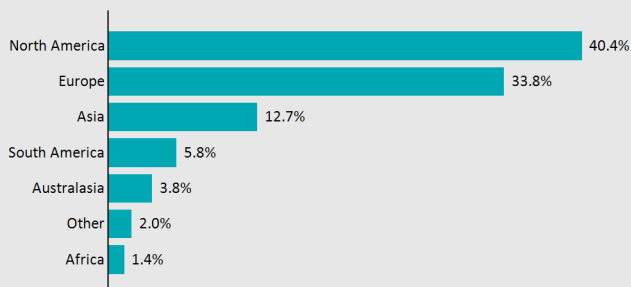
Underlying Fund Managers

Amundi Asset Management
 BlackRock
 Brandywine Global Investment Management
 Capital Group

Maturity/Duration



Geographic allocation



Portfolio Facts

Portfolio Manager(s)	Kent Grobbelaar & Renate Potgieter (STANLIB Multi-Manager)
Portfolio Size (NAV)	\$ 605.2 million
Benchmark	Bloomberg Barclays Multiverse Total Return Index
Sector	Morningstar Global Bond - Average
Class A	
Denominated in	USD
Launch Date	21 Dec 1998
Minimum Investment	
Initial	\$100,000
Subsequent	\$0
ISIN No.	GB0002127081
SEDOL	0925181
Bloomberg Code	LIBIGBI:JY

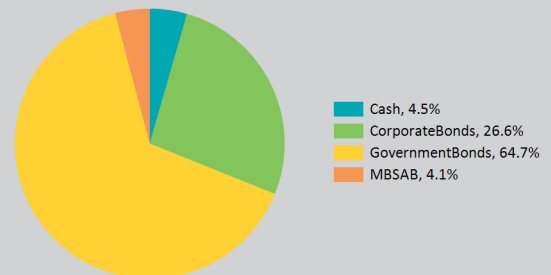
	Class A	
	1 Year	3 Year
Advisor Fee ¹	0.00	0.00
Management Fee	0.60	0.60
Underlying Fund Fees	0.00	0.00
Other ²	0.08	0.08
Total Expense Ratio (TER)³	0.68	0.68
Transactional Costs⁴	0.00	0.00
Total Investment Charges	0.68	0.68

- ¹ The A Class includes an ongoing adviser fee
- ² Other includes: bank charges, custody fees, sundry income, audit & trustee fees
- ³ The TER is a measure of the actual expenses incurred by the Fund over a 1 and 3-year period (annualised) ending 30 June 2018
- ⁴ Transaction Costs include: brokerage, Securities Transfer Tax [STT], STRATE, Levies and VAT.

Cumulative Returns - Since Inception



Physical See Through Asset allocation %



STATUTORY DISCLOSURE AND GENERAL TERMS & CONDITIONS

Collective investment schemes in securities are generally medium to long-term investments. The value of participating shares may go down as well as up and investors may get back less cash than originally invested. Past performance is not necessarily a guide to future performance. An investment in the participations of a collective investment scheme in securities is not the same as a deposit with a banking institution. Fluctuations or movements in exchange rates may cause the value of underlying international investments to go up or down. Participating interest prices are calculated on a net asset value basis, which is the total value of all assets less liabilities in the Class Fund including any provisions made for any purchase, fiscal or other charges that would have been incurred had all the assets of the relevant Class Fund been bought or sold at that time, divided by the number of participating shares in issue. Please refer to the prospectus for more details on the fees and charges that may be recovered from the Class Funds. The participating shares of STANLIB Funds Limited are priced daily using the forward pricing method. The Class Funds of STANLIB Funds Limited may borrow up to 5% of the market value of the Class Fund to bridge insufficient liquidity as a result of the redemption of participating shares or to defray operating expenses, and may also engage in scrip lending. The Fund is also exposed to macroeconomic, political, tax, settlement and illiquidity risks that may be different to similar investments in the South African market. A schedule of fees and charges and maximum commissions is available on request from STANLIB Collective Investments (RF) Pty Limited, ("STANLIB"). Commission and incentives may be paid and if so, are included in the overall costs. The Class Funds of STANLIB Funds Limited may declare dividends if there is sufficient net income available in the relevant Class Fund. Performance is quoted in US Dollar terms. Please refer to the prospectus of this scheme for more details, a copy of which is available on request from STANLIB Collective Investments (RF) Pty Limited. STANLIB Funds Limited is regulated as a Collective Investment Fund by the Jersey Financial Services Commission. The Custodian and the Manager are both regulated by the Jersey Financial Services Commission to conduct Fund Services Business. A representative agreement exists between STANLIB Collective Investments (RF) Pty Limited and STANLIB Funds Limited. Liberty is a member of the Association of Savings and Investment of South Africa. STANLIB is a member of the Liberty group of companies. STANLIB Asset Management Limited is the Investment Manager, the Sub Custodian is The Bank of New York Mellon SA/NV, London Branch. The Structure is an Open-ended investment company. Publication of the NAV is owned by STANLIB Fund Managers, Jersey Limited, the Administrative Agents are BNYMellon Fund Services (Ireland) Designated Activity Company. Auditors are PricewaterhouseCoopers, Ireland. Redemption Payment is within 14 days. The Directors are: A SM Place, N Deacon, M Mitchell and M Farrow.

Custodian Link Corporate Services (Jersey) Limited, 12 Castle Street, St. Helier, Jersey, Channel Islands.

Contact Details - STANLIB COLLECTIVE INVESTMENTS (RF) PTY LIMITED Reg. No. 1969/003468/07 17 Melrose Boulevard, Melrose Arch, 2196, PO Box 203, Melrose Arch, 2076

T 0860 123 003 W stanlib.com and/or stanlibmultimanagers.com

COMPLIANCE NO: 51322B

Published on: 5 December 2018