

Investment Description

The Fund is a flexible income solution which aims to provide investors with regular and stable income. It targets a higher return than a traditional money market fund and intends to manage the investor's exposure across the entire fixed interest yield curve, using a flexible duration strategy. The Fund can also invest in property and offshore.

The Fund does not rely solely on cash to generate income, and blends managers with different philosophies. The Fund is regulation 28 compliant.

The Fund also aims to outperform the average of the ASISA MA Income.

Suitable Investors

- Who wish to diversify single manager risk
- Who are looking for a smart alternative to a typical money market portfolio
- Who seek a reasonable level of income and inflation beating returns over time
- Who have a low capacity for capital loss over the short term
- Who typically have an investment horizon over periods from 12 to 36 months

Risk Rating



■ Defensive assets ■ Growth assets
Please refer to the "Information to consider before investing" section on page 2 for further risk information.

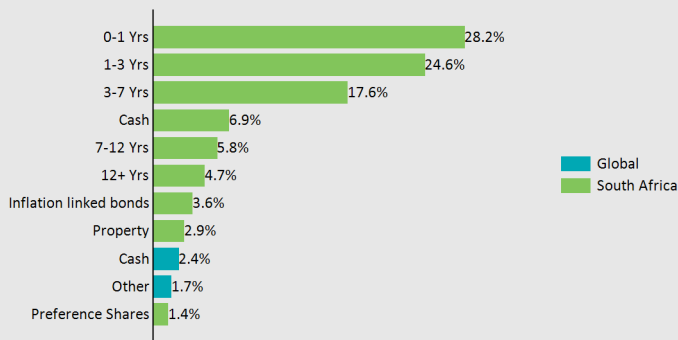
Annualised Performance (%)

	1 Year	3 Years	5 Years	10 Years
Class A	8.71	8.66	7.63	0.00
Class B1	9.03	8.96	7.90	0.00
Benchmark	9.14	9.60	7.80	7.70
Sector Average	7.48	7.73	7.08	7.36

Underlying Fund Managers

Aluwani Capital Partners
Investec Asset Management
Prescient Investment Management

Physical See Through Asset Allocation %



Fund Duration	1 year(s)
Benchmark Duration	1.8 year(s)

Income Distribution

	Declared in last 12 months	Declared during 2018
Class A	8.01 cpu	8.01 cpu
Class B1	8.31 cpu	8.31 cpu

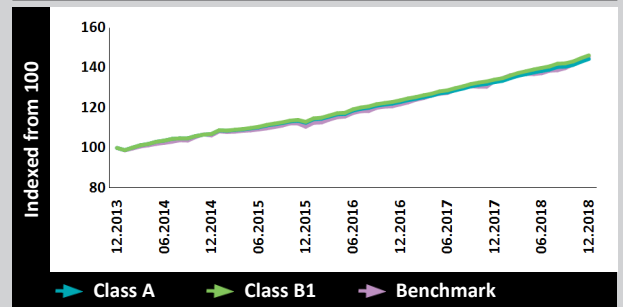
Portfolio Facts

Portfolio Manager(s)	Richo Venter and Jennifer Henry
Portfolio Size (NAV)	R 1195 million
Sector	South African Multi-Asset Income
Income Distribution	Net revenue is calculated on a daily basis and distributed quarterly.
Income Declaration	31 March, 30 June, 30 September & 31 December
Benchmark	JSE ALBI 1-3 Year Index
	Class A
Launch Date	02 Jan 2002
Minimum Investment	
Lump Sum	R5,000
Debit Order Per Month	R500
ISIN No.	ZAE000035374
JSE Code	STMI

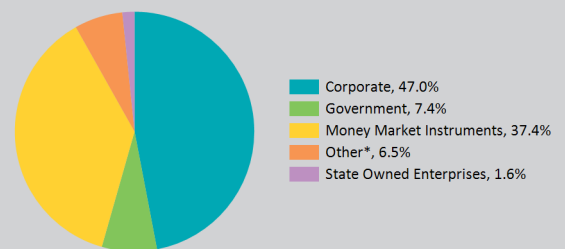
	Class A		Class B1	
	1 Year	3 Year	1 Year	3 Year
Advisor Fee ¹	0.25	0.25	0.00	0.00
Management Fee	0.75	0.75	0.75	0.75
Underlying Fund Fees	0.00	0.01	0.00	0.01
Underlying Performance Fees	0.19	0.10	0.19	0.10
Other ²	-0.01	0.02	-0.01	0.02
VAT	0.18	0.17	0.14	0.13
Total Expense Ratio (TER)³	1.36	1.30	1.07	1.01
Transactional Costs (inc. VAT)⁴	0.05	0.05	0.05	0.05
Total Investment Charges	1.41	1.35	1.12	1.06

- ¹ The A Class includes an ongoing adviser fee, which will be charged in addition to a maximum 3% upfront fee
- ² Other includes: bank charges, custody fees, sundry income, audit & trustee fees
- ³ The TER is a measure of the actual expenses incurred by the Fund over a 1 and 3-year period (annualised) ending 30 September 2018
- ⁴ Transaction Costs include: brokerage, Securities Transfer Tax [STT], STRATE, Levies and VAT.

Cumulative Returns - Last 5 Years



Holding Composition



*Other is inclusive of Preference Shares, Property Shares, and Derivatives

FUND INFORMATION TO BE CONSIDERED BEFORE INVESTING

Collective Investment Schemes should be considered a medium to long term investments. The value of units (participatory interests) may go down as well as up and past performance is not necessarily a guide to the future performance. The Fund is traded at ruling prices using forward pricing and can engage in borrowing up to 10% of the market value of the portfolio to bridge insufficient liquidity as a result of the redemption of participatory interests and may engage in scrip lending. The yield on the Fund is calculated monthly based on the actual distributions declared in the last 12 months divided by the average daily net asset value, expressed as a nominal annual rate. It is provided to give an approximate indication of the achievable yield for an investment made at the reporting date. A schedule of fees and charges and maximum commissions is available on request from STANLIB Collective Investments (RF) Pty Ltd (the Manco). Commission and incentives may be paid and if so, would be included in the overall costs. Liberty is a full member of the Association for Savings and Investments of South Africa (ASISA). The Manco is a member of the Liberty Group of Companies.

TRUSTEES Standard Chartered Bank, 4 Sandown Valley Crescent, Sandton, 2196 T 011 217 6600

Contact Details - STANLIB COLLECTIVE INVESTMENTS (RF) PTY LIMITED Reg. No. 1969/003468/07 17 Melrose Boulevard, Melrose Arch, 2196, PO Box 203, Melrose Arch, 2076

T 0860 123 003 W stanlib.com and/or stanlibmultimanager.com

COMPLIANCE NO: 52B544

Published on: 21 January 2019