

As at 31.01.2019

## Investment Description

The Fund adopts a multi-managed approach to investing and blends different skilled and experienced active equity managers and strategies (with some passive and risk-premium strategies).

This is a global-only US dollar denominated portfolio and invests in equities across various geographies, sectors and capitalisation sizes. The Fund provides investors with access to opportunities in global equity markets while aiming to deliver investors with high capital growth over the long term.

The Fund's objective is to outperform the global equity benchmark over the long-term.

## Suitable Investors

- Who are looking to add exposure to global equity markets
- Who understand that the high exposure to growth assets and foreign currency exposure comes with higher volatility
- Who understand that the Fund may underperform the market significantly in the short term in pursuit of long-term gains
- Who typically have an investment horizon of at least seven years

## Risk Rating




## Annualised Performance (%)

	1 Year	3 Years	5 Years	10 Years
Class A	-7.54	12.03	5.92	11.01
Benchmark	-7.74	11.68	6.62	11.28
Sector Average	-9.06	10.17	5.64	10.48

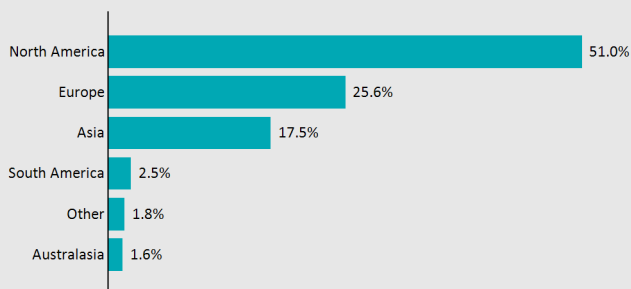
## Underlying Fund Managers

AB  
 Arrowstreet Capital  
 Hosking Partners  
 Sanders Capital  
 Sands Capital Management  
 Veritas Asset Management

## Physical See Through Asset Allocation %



## Geographic allocation



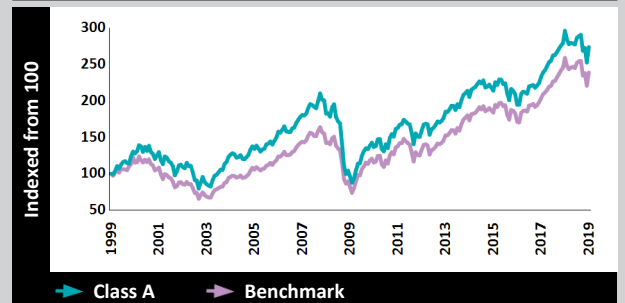
## Portfolio Facts

<b>Portfolio Manager(s)</b>	Kent Grobbelaar & Renate Potgieter (STANLIB Multi-Manager)
<b>Portfolio Size (NAV)</b>	\$ 1117.3 million
<b>Benchmark</b>	MSCI All Country World Investible Markets Index
<b>Sector</b>	Morningstar Global Large-Cap Blend
<b>Class A</b>	
<b>Denominated in</b>	USD
<b>Launch Date</b>	21 Dec 1998
<b>Minimum Investment</b>	
Initial	\$100,000
Subsequent	\$0
<b>ISIN No.</b>	GB0002127206
<b>SEDOL</b>	0925222
<b>Bloomberg Code</b>	LIBIGE:JY

	Class A	
	1 Year	3 Year
Advisor Fee <sup>1</sup>	0.00	0.00
Management Fee	0.80	0.80
Underlying Fund Fees	0.00	0.00
Other <sup>2</sup>	0.06	0.06
<b>Total Expense Ratio (TER)<sup>3</sup></b>	<b>0.86</b>	<b>0.86</b>
<b>Transactional Costs<sup>4</sup></b>	<b>0.08</b>	<b>0.08</b>
<b>Total Investment Charges</b>	<b>0.94</b>	<b>0.94</b>

- <sup>1</sup> The A Class includes an ongoing adviser fee
- <sup>2</sup> Other includes: bank charges, custody fees, sundry income, audit & trustee fees
- <sup>3</sup> The TER is a measure of the actual expenses incurred by the Fund over a 1 and 3-year period (annualised) ending 31 December 2018
- <sup>4</sup> Transaction Costs include: brokerage, Securities Transfer Tax [STT], STRATE, Levies and VAT.

## Cumulative Returns - Since Inception



## Top 10 Equity Holdings

Microsoft Corp	1.52%
Samsung Electronics Co LTD	1.39%
Taiwan Semiconductor	1.35%
UtdHealth Group Inc	1.34%
CIGNA CORP USD0.01	1.26%
Charter Communications Inc	1.26%
Safran SA	1.23%
Alphabet Inc	1.08%
FACEBOOK INC-A	1.05%
BANK OF AMERICA CORP USD0.01	1.03%

## STATUTORY DISCLOSURE AND GENERAL TERMS & CONDITIONS

Collective investment schemes in securities are generally medium to long-term investments. The value of participating shares may go down as well as up and investors may get back less cash than originally invested. Past performance is not necessarily a guide to future performance. An investment in the participations of a collective investment scheme in securities is not the same as a deposit with a banking institution. Fluctuations or movements in exchange rates may cause the value of underlying international investments to go up or down. Participating interest prices are calculated on a net asset value basis, which is the total value of all assets less liabilities in the Class Fund including any provisions made for any purchase, fiscal or other charges that would have been incurred had all the assets of the relevant Class Fund been bought or sold at that time, divided by the number of participating shares in issue. Please refer to the prospectus for more details on the fees and charges that may be recovered from the Class Funds. The participating shares of STANLIB Funds Limited are priced daily using the forward pricing method. The Class Funds of STANLIB Funds Limited may borrow up to 5% of the market value of the Class Fund to bridge insufficient liquidity as a result of the redemption of participating shares or to defray operating expenses, and may also engage in scrip lending. The Fund is also exposed to macroeconomic, political, tax, settlement and illiquidity risks that may be different to similar investments in the South African market. A schedule of fees and charges and maximum commissions is available on request from STANLIB Collective Investments (RF) Pty Limited, ("STANLIB"). Commission and incentives may be paid and if so, are included in the overall costs. The Class Funds of STANLIB Funds Limited may declare dividends if there is sufficient net income available in the relevant Class Fund. Performance is quoted in US Dollar terms. Please refer to the prospectus of this scheme for more details, a copy of which is available on request from STANLIB Collective Investments (RF) Pty Limited. STANLIB Funds Limited is regulated as a Collective Investment Fund by the Jersey Financial Services Commission. The Custodian and the Manager are both regulated by the Jersey Financial Services Commission to conduct Fund Services Business. A representative agreement exists between STANLIB Collective Investments (RF) Pty Limited and STANLIB Funds Limited. Liberty is a member of the Association of Savings and Investment of South Africa. STANLIB is a member of the Liberty group of companies. STANLIB Asset Management Limited is the Investment Manager, the Sub Custodian is The Bank of New York Mellon SA/NV, London Branch. The Structure is an Open-ended investment company. Publication of the NAV is owned by STANLIB Fund Managers, Jersey Limited, the Administrative Agents are BNYMellon Fund Services (Ireland) Designated Activity Company. Auditors are PricewaterhouseCoopers, Ireland. Redemption Payment is within 14 days. The Directors are: A SM Place, N Deacon, M Mitchell and M Farrow.

Custodian Link Corporate Services (Jersey) Limited, 12 Castle Street, St. Helier, Jersey, Channel Islands.

Contact Details - STANLIB COLLECTIVE INVESTMENTS (RF) PTY LIMITED Reg. No. 1969/003468/07 17 Melrose Boulevard, Melrose Arch, 2196, PO Box 203, Melrose Arch, 2076

T 0860 123 003 W stanlib.com and/or stanlibmultimanagers.com

COMPLIANCE NO: HX3742

Published on: 6 March 2019